

LEADING INNOVATOR OF ECG ELECTRODES



Ambu® Cardiology Catalogue

Ambu

04 Portfolio Introduction

- 04 BlueSensor Portfolio
- 05 WhiteSensor Portfolio
- 06 Ambu® electrodes - quality in every aspect
- 07 BlueSensor & WhiteSensor descriptions

08 BlueSensor Key Features

- 08 Offset connector
- 08 Double ring adhesive
- 08 Wet gel
- 08 Ag/AgCl sensor

09 Resting ECG / 12-lead ECG

- 10 BlueSensor SU
- 10 BlueSensor 2300
- 11 WhiteSensor 4540
- 11 WhiteSensor 0315M
- 11 WhiteSensor 0415M
- 11 WhiteSensor 0715M

12 Holter, Event Recording and Long-term Monitoring

- 15 BlueSensor L
- 13 BlueSensor VL
- 13 BlueSensor VLC
- 14 WhiteSensor 4440
- 14 WhiteSensor CMM/1

16 Stress Test

- 17 BlueSensor R
- 17 BlueSensor SP
- 17 BlueSensor T

18 Short-term Monitoring

- 19 BlueSensor M
- 19 BlueSensor Q
- 19 BlueSensor QR
- 20 WhiteSensor 4500M
- 20 WhiteSensor 4500M-H
- 20 WhiteSensor 4535M
- 21 WhiteSensor 4841P
- 21 WhiteSensor 7841P
- 21 WhiteSensor 4200
- 22 WhiteSensor WS
- 22 WhiteSensor WS/RT

23 Neonatal Monitoring

- 24 BlueSensor NEOX
- 25 BlueSensor BR
- 25 BlueSensor BRS
- 26 BlueSensor NF
- 27 Whitesensor 40554
- 27 Whitesensor 40556

28 Paediatric Monitoring

- 29 BlueSensor P
- 29 BlueSensor N
- 30 Whitesensor 40713
- 31 Whitesensor WSP25
- 31 Whitesensor WSP30
- 31 Whitesensor 4831Q


















32 Accessory

- 32 Skin Fix
- 32 Skin Prep
- 33 Snap Clip
- 33 Multi Clip














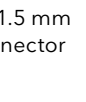
34 Environmental Responsibility

36 Ambu Profile


BlueSensor PORTFOLIO

Application	Patient population	Electrode	Image	Size (in mm)	Gel type	Backing Material	Connector
Long term, Holter, Event	Adult	L		68 x 55	Wet	Microporous	Stud and A
	Adult	VL		72 x 68	Wet	Microporous	Stud and A
	Adult	VLC		72 x 68	Wet	Microporous	Stud
Stress, Short term	Adult	R		57 x 48	Wet	Foam	Stud and A
	Adult	T		57 x 35	Wet	Foam	Stud and A
	Adult	SP		42 x 38	Wet	Foam	Stud and A
Short term	Adult	Q		53 x 40	Wet	Polymer	Stud and A
	Adult	QR		40 x 40	Wet	Polymer	A
	Adult	M		40 x 34	Wet	Polymer	Stud, A and F
	Paediatric	N		Non-wired: 44 x 22 Prewired: 30 x 22	Wet	Foam	Non-wired: Stud, A and F Prewired: A, F and K
	Paediatric	P		40 x 34	Wet	Foam	Stud, A and F
Resting	Adult	BS2300		34 x 23	Solid	Polymer	Tab
	Adult	SU		49 x 33	Wet	Polymer	Tab, A and F
Neonatal	Neonates	BR		28 x 20	Solid	Cloth	A, K and F
	Neonates	BRS		16 x 19	Solid	Cloth	A and K
	Neonates	NEOX		25 x 20	Solid	Cloth	K
	Neonates	NF		Non-wired: 44 x 22 Prewired: 30 x 22	Solid	Cloth	Non-wired: Stud and F Prewired: A, F, J, SC and K


WhiteSensor PORTFOLIO

Application	Patient population	Electrode	Image	Size (in mm)	Gel type	Backing Material	Connector
Long term	Adult	CMM/1		50 x 50	Solid	Cloth	Stud
	Adult	4440		55 x 55	Wet	Cloth	Graphite Stud
Resting, Long term	Paediatric	WSP25		32 x 25	Solid	Foam	Stud
	Adult/Paediatric	WSP30		35 x 30	Solid	Foam	Stud
Short term	Adult	7841P		42 x 42	Solid	Polymer	Graphite Stud
	Adult	WS		36 x 40	Solid	Foam	Stud
	Adult	WS/RT		36 x 40	Solid	Foam	Graphite Stud
	Adult	4500M		50 x 50	Wet	Foam	Graphite Stud
	Adult	4500M-H		50 x 50	Wet	Foam	Stud
	Adult	4200		28 x 44	Solid	Foam	Stud
	Adult	4535M		32 x 44	Wet	Foam	Stud
	Adult/Paediatric	4831Q		37 x 37	Solid	Foam	Stud
	Adult	4841P		42 x 42	Solid	Foam	Graphite Stud
	Paediatric	40713		19 x 38	Solid	Cloth	Graphite Stud
Resting	Adult	4540		32 x 44	Wet	Foam	A
	Adult	0315M		21 x 35	Solid	Polymer	Tab
	Adult	0415M		23 x 34	Solid	Polymer	Tab
	Adult	0715M		26 x 34	Solid	Polymer	Tab
Neonatal	Neonates	40554		22 x 22	Solid	Cloth	K
	Neonates	40556		22 x 22	Solid	Cloth	A

CONNECTORS AND FITTINGS



Ambu® ELECTRODES – QUALITY IN EVERY ASPECT



Highly refined manufacturing processes and quality controls ensure the Ambu® electrode quality.

Pioneering and innovating for more than 4 decades


Through more than 40 years of experience with developing and optimizing ECG electrodes, Ambu® has become a trusted partner for numerous hospitals, clinics and EMS service providers. We sell more than 800 million electrodes worldwide every year, and we strive to be the epitome of reliability and convenience in every situation.

Since our engineers developed the offset connector more than 4 decades ago, we have been continuously optimizing our products with unique features based on insights gained through tight collaboration with users from all over the world.

A comprehensive range of electrodes

Electrodes need to be easy to use without extensive preparation. They must be equipped with features that ensure patient comfort and ease of use without compromising reliability and signal quality.

Over time we have gained invaluable experience and understanding which has made us capable of creating a comprehensive range of electrodes. Each one of them has been developed to match a specific usage situation.



Ambu® Engineer, Jan Rasmussen, developed the offset connector more than 40 years ago - its technical advantages are still superior.



BlueSensor - When failure is not an option. Ambu BlueSensor proudly sponsors the Xtreme Everest project, a research mission to find the underlying physiological reasons why some people cope better with low oxygen conditions than others.

BlueSensor™

Ambu has more than 40 years of experience in developing single-use electrodes. In 1976, the first Ambu® BlueSensor™ electrode came on the market, and today, BlueSensor offers a wide range of electrodes to meet the different needs of various diagnosis and monitoring procedures.

Most BlueSensor electrodes feature offset design, an innovation of Ambu, where the connector is strategically placed away from the sensor area. For electrodes with an onset connector, where all electrical components are stacked in the center, the sensor is subjected to both push and pull forces represented by taps on the connector and lead wire pulling, respectively. Offset connector mitigates the impact on signal quality from external forces. Moreover, offset connector allows the user to connect and disconnect the lead wire without applying pressure to the patient or the sensor area, which reduces the risk of gel spreading and adhesive detachment from skin. In situations where high quality signal is a must, an electrode with offset design is highly recommended.

WhiteSensor™

Ambu® WhiteSensor™ electrodes is a broad range of standard electrodes that cover basic needs within ECG. The electrodes come with different sizes, shapes, gel types and backing materials to meet different needs.

GEL TYPE




Wet gel




Solid gel


BACKING MATERIALS




Cloth backing



Foam backing



Polymer backing



Microporous backing

FEATURES



Double ring adhesive



Silver sensor



Radiolucent

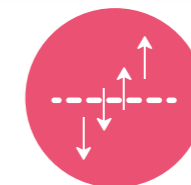


MR Conditional

BENEFITS



Occlusive backing



Breathable backing

BLUESENSOR KEY FEATURES


OFFSET CONNECTOR

- Mitigates the impact on signal quality from external forces like pulling of lead wires and pressure on electrodes.
- Allows the user to connect and disconnect the lead wire without applying pressure to the patient or the sensor area, which reduces the risk of gel spreading and adhesive detachment from skin.



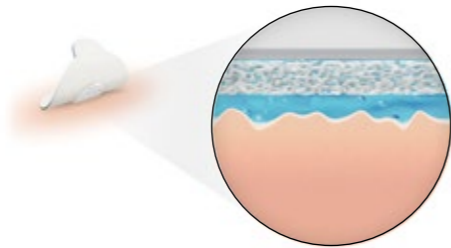
DOUBLE RING ADHESIVE*

- Secures fixture for long-term application and a stable signal throughout the monitoring period.
- The outer ring is for long-term wear, as adhesion increases with time.
- The inner ring on the polymer material “seals” the gel area and ensures a fast adhesion.



WET GEL

- Is highly conductive.
- Optimizes contact between skin and electrode.
- Lowers skin impedance effectively and immediately.

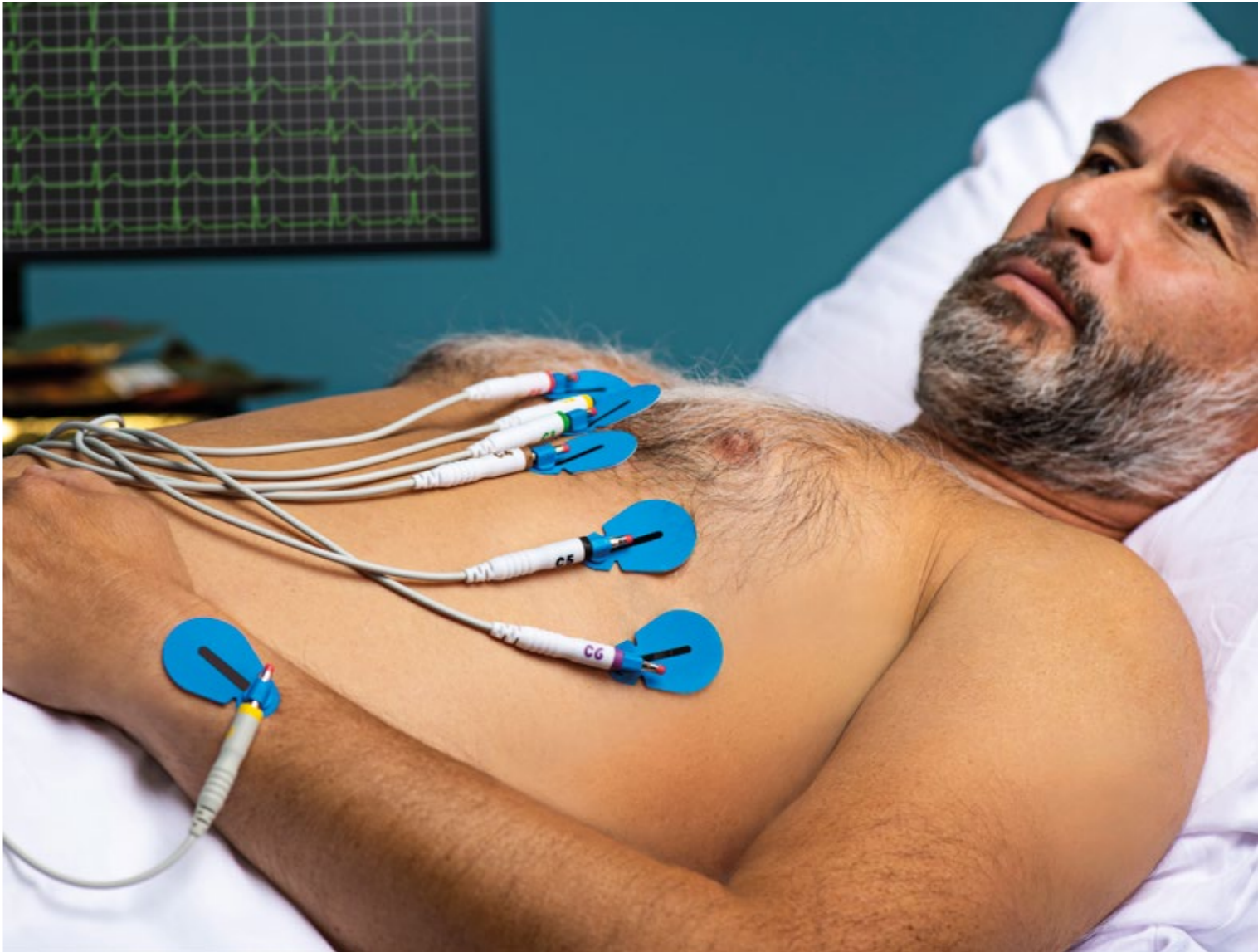


AG/AGCL SENSOR

- Is currently (as of March 2024) the gold standard biosensor material for surface electrodes.
- Ensures stable trace quality due to optimized conversion of the signal from biological to electrical.



RESTING ECG/12-LEAD ECG



Ambu offers a broad range of electrodes for ECG resting procedures, to meet various hospital needs.

BENEFITS:

- Stable trace quality
- Suitable adhesion
- No need for adaptors

The correct placement of electrodes is typically determined by the hospital/physician and/or local protocol/procedures. Images in this catalogue are not meant as placement guidance.

*Only applicable to long-term electrodes

FEATURES AND BENEFITS:

- Conductive wet gel lowers skin impedance effectively and immediately
- Wet gel optimizes contact between skin and electrode
- Offset connector mitigates the impact on signal quality from external forces like pulling of lead wires and pressure on electrodes
- Offset connector allows the user to connect and disconnect the lead wire without applying pressure to the patient or the sensor area, which reduces the risk of gel spreading and adhesive detachment from skin
- Occlusive backing material is resistant to fluids
- Ag/AgCl sensor ensures stable signal quality
- The tab version is radiolucent and MR Conditional

BlueSensor SU-00-A, SU-00-F



BlueSensor SU-00-C



24 months shelf life

Reference number	Pcs/liner	Pcs/pouch	Pcs/box*	Pcs/case
SU-00-A/60	10	60	600	1200
SU-00-F/60	10	60	600	1200
SU-00-C/100	10	100	1200	2400

SU-00-A ■ Product ■ Wire length ■ Connector

BlueSensor SU-00-A



Size: 49 x 33 mm

BlueSensor SU-00-F



Size: 49 x 33 mm

BlueSensor SU-00-C



Size: 49 x 33 mm

BlueSensor 2300



Size: 34 x 23 mm

FEATURES AND BENEFITS:

- Conductive solid gel
- Convenient in size
- Radiolucent and MR Conditional

BlueSensor 2300



24 months shelf life

Reference number	Pcs/liner	Pcs/pouch	Pcs/box*	Pcs/case
BS-Tab-2300/100	10	100	500	5000

FEATURES AND BENEFITS:

- Highly conductive wet gel
- Flexible foam backing
- Radiolucent and MR Conditional
- 4 mm fitting connector

WhiteSensor 4540



24 months shelf life

Reference number	Pcs/liner	Pcs/pouch	Pcs/box*	Pcs/case
4540	5	60	300	2400

WhiteSensor 4540



Size: 32 x 46 mm

FEATURES AND BENEFITS:

- Conductive solid gel
- The fish tail tab design reduces electrode lift-offs even if the adaptor kinks
- Radiolucent and MR Conditional

WhiteSensor 0315M, 0415M, 0715M



24 months shelf life

Reference number	Pcs/liner	Pcs/pouch	Pcs/box*	Pcs/case
0315M	10	100	500	5000
0415M	10	100	500	5000
0715M	10	100	500	5000

WhiteSensor 0315M



Size: 21 x 35 mm

WhiteSensor 0415M



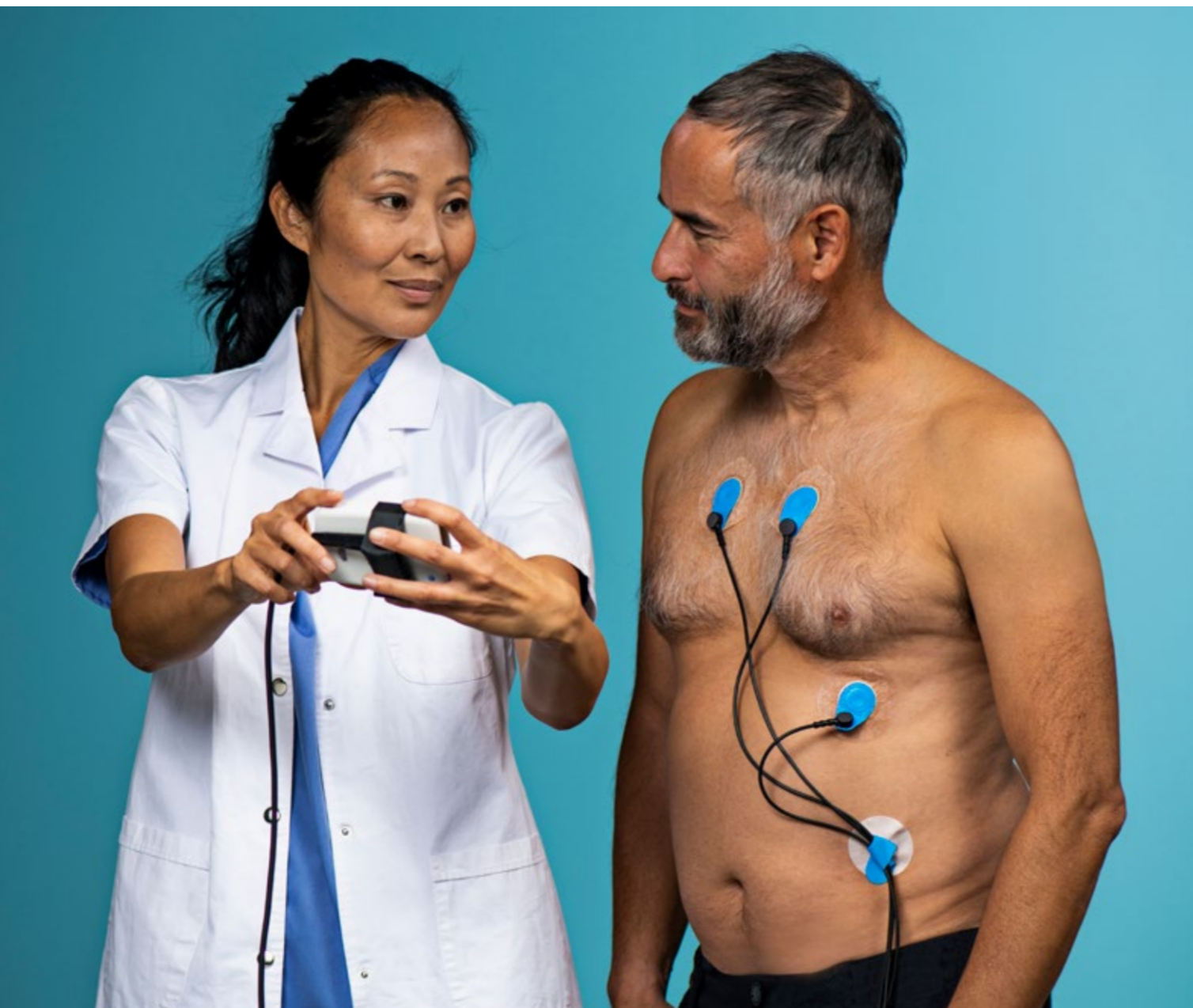
Size: 23 x 34 mm

WhiteSensor 0715M



Size: 26 x 34 mm

HOLTER, EVENT RECORDING AND LONG-TERM MONITORING



BENEFITS:

- Stable trace quality
- Suitable adhesion
- No need for adaptors

The correct placement of electrodes is typically determined by the hospital/physician and/or local protocol/procedures. Images in this catalogue are not meant as placement guidance.

FEATURES AND BENEFITS:

- Conductive wet gel lowers skin impedance effectively and immediately
- Wet gel optimizes contact between skin and electrode
- Combination of fast and long-term adhesives secures fixation and a stable signal
- Thin microporous backing material allows the skin to breathe
- Offset connector mitigates the impact on signal quality from external forces like pulling of lead wires and pressure on electrodes
- Offset connector allows the user to connect and disconnect the lead wire without applying pressure to the patient or the sensor area, which reduces the risk of gel spreading and adhesive detachment from skin
- Ag/AgCl sensor ensures stable signal quality

BlueSensor L, VL, VLC



BlueSensor L



Size: 68 x 55 mm

BlueSensor VL



Size: 72 x 68 mm (non-wired)
68 mm diam (prewired)

BlueSensor VLC



Size: 72 x 68 mm

15 months shelf life: BlueSensor VLC
24 months shelf life: BlueSensor L, VL

Reference number	Pcs/liner	Pcs/pouch	Pcs/box*	Pcs/case
L-00-S/5	1	5	500	1000
L-00-A/25	1	25	500	1000
L-00-S/25	1	25	500	1000

L-00-S ■ Product ■ Wire length ■ Connector

Reference number	Pcs/liner	Pcs/pouch	Pcs/box*	Pcs/case
VL-00-A/25	1	25	500	1000
VL-00-S/10	1	10	500	1000
VL-00-S/25	1	25	500	1000
VL-10-A/25	1	25	500	1000
VL-50-A/25	1	25	500	1000
VL-50-K/25	1	25	500	1000

VL-00-A ■ Product ■ Wire length ■ Connector

Reference number	Pcs/liner	Pcs/pouch	Pcs/box*	Pcs/case
VLC-00-S/4	1	4	500	1000
VLC-00-S/10	1	10	500	1000
VLC-00-S/25	1	25	500	1000

VLC-00-S ■ Product ■ Wire length ■ Connector

Some configurations may not be available worldwide

*Minimum Order Quantity - Orders can only be placed in whole box quantities.

FEATURES AND BENEFITS:

- Conductive wet gel supporting stable signal
- Strong high-tech adhesive foam
- Soft cloth backing ensures comfort during application
- Radiolucent and MR Conditional

WhiteSensor 4440



Size: 55 mm diameter

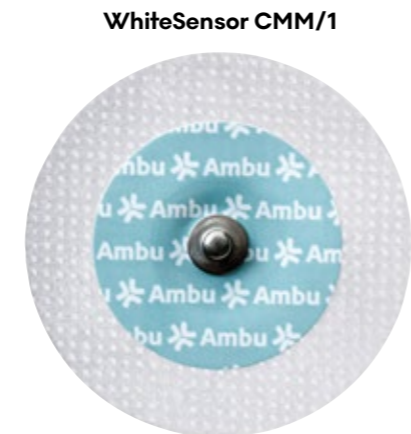

24 months shelf life

Reference number	Pcs/liner	Pcs/pouch	Pcs/box*	Pcs/case
4440	1	30	300	3000
4440/3	3	3	600	3600
4440/5	5	5	750	4500

FEATURES AND BENEFITS:

- Conductive solid gel ensures reliable recordings
- Enhanced adhesion
- Comfortable non-woven cloth backing

WhiteSensor CMM/1




Size: 50 mm diameter

24 months shelf life

Reference number	Pcs/liner	Pcs/pouch	Pcs/box*	Pcs/case
CMM/1-00-S/30	1	30	1200	7200

CMM/1-00-S ■ Product ■ Wire length ■ Connector



STRESS TEST



FEATURES AND BENEFITS:

- Conductive wet gel lowers skin impedance effectively and immediately
- Wet gel optimizes contact between skin and electrode
- Adhesive is gentle to the skin
- Offset connector mitigates the impact on signal quality from external forces like pulling of lead wires and pressure on electrodes
- Offset connector allows the user to connect and disconnect the lead wire without applying pressure to the patient or the sensor area, which reduces the risk of gel spreading and adhesive detachment from skin
- Ag/AgCl sensor ensures stable signal quality

BlueSensor R, SP, T



BlueSensor R



Size: 57 x 48 mm

BlueSensor SP



Size: 42 x 38 mm

BlueSensor T



Size: 57 x 35 mm

24 months shelf life

Reference number	Pcs/liner	Pcs/pouch	Pcs/box*	Pcs/case
R-00-S/3	1	3	252	504
R-00-S/4	1	4	500	1000
R-00-S/5	1	5	500	1000
R-00-S/7	1	7	504	1008
R-00-S/10	1	10	500	1000
R-00-A/25	1	25	500	1000
R-00-S/25	1	25	500	1000

R-00-S ■ Product ■ Wire length ■ Connector

Reference number	Pcs/liner	Pcs/pouch	Pcs/box*	Pcs/case
SP-00-S/4	1	4	500	1000
SP-00-S/10	1	10	1000	2000
SP-00-A/50	1	50	1000	2000
SP-00-S/50	1	50	1000	2000

SP-00-S ■ Product ■ Wire length ■ Connector

Reference number	Pcs/liner	Pcs/pouch	Pcs/box*	Pcs/case
T-00-S/10	1	10	500	1000
T-00-A/25	1	25	500	1000
T-00-S/25	1	25	500	1000

T-00-S ■ Product ■ Wire length ■ Connector

Some configurations may not be available worldwide

BENEFITS:

- Stable trace quality
- Suitable adhesion

The correct placement of electrodes is typically determined by the hospital/physician and/or local protocol/procedures. Images in this catalogue are not meant as placement guidance.

*Minimum Order Quantity - Orders can only be placed in whole box quantities.

SHORT-TERM MONITORING



BENEFITS:


- Stable signal quality
- Suitable adhesion
- Fast and easy to use

The correct placement of electrodes is typically determined by the hospital/physician and/or local protocol/procedures. Images in this catalogue are not meant as placement guidance.

FEATURES AND BENEFITS:

- Conductive wet gel lowers skin impedance effectively and immediately
- Wet gel optimizes contact between skin and electrode
- Adhesive is suitable for short-term application
- Occlusive backing material is resistant to fluids
- Offset connector mitigates the impact on signal quality from external forces like pulling of lead wires and pressure on electrodes
- Offset connector allows the user to connect and disconnect the lead wire without applying pressure to the patient or the sensor area, which reduces the risk of gel spreading and adhesive detachment from skin
- Ag/AgCl sensor ensures stable signal quality

BlueSensor M



BlueSensor Q



BlueSensor QR



15 months shelf life: BlueSensor M
24 months shelf life: BlueSensor QR
BlueSensor Q

BlueSensor M



Size: 40 x 34 mm

BlueSensor Q



Size: 53.2 x 40 mm

BlueSensor QR



Size: 40 x 40 mm

Reference number	Pcs/liner	Pcs/pouch	Pcs/box*	Pcs/case
M-00-S/50	1	50	1000	2000
M-00-A/50	1	50	1000	2000
M-00-F/50	1	50	1000	2000

M-00-S ■ Product ■ Wire length ■ Connector

Reference number	Pcs/liner	Pcs/pouch	Pcs/box*	Pcs/case
Q-00-A	1	25	500	1000
Q-00-S	1	25	500	1000

Q-00-A ■ Product ■ Wire length ■ Connector

Reference number	Pcs/liner	Pcs/pouch	Pcs/box*	Pcs/case
QR-50-A/10	1	10	500	1000
QR-80-A/10	1	10	500	1000

QR-00-A ■ Product ■ Wire length ■ Connector

*Minimum Order Quantity - Orders can only be placed in whole box quantities.

FEATURES AND BENEFITS:

- Highly conductive wet gel
- Enhanced adhesion
- Flexible foam backing
- 4500M is radiolucent and MR Conditional

WhiteSensor 4500M



WhiteSensor 4500M-H, 4535M



WhiteSensor 4500M



Size: 50 mm diameter

WhiteSensor 4500M-H



Size: 50 mm diameter

WhiteSensor 4535M



Size: 32 x 44 mm

24 months shelf life

Reference number	Pcs/liner	Pcs/pouch	Pcs/box*	Pcs/case
4500M	3	30	300	3000
4500M/3	3	3	600	3600
4500M/5	5	5	750	4500
4500M-H	3	60	300	3000
4500M-H/3	3	3	600	3600
4500M-H/5	5	5	750	4500
4500M-H/10	5	10	300	3000
4535M	3	60	300	3000
4535M/3	3	3	600	3600
4535M/30	30	30	300	3000
4535M/5	5	5	750	4500

FEATURES AND BENEFITS:

- Ergonomic leaf shape
- Radiolucent and MR Conditional
- 4841P feature flexible foam backing
- 7841P has a clear tape backing which has a high vapour transmission rate and makes the patient's skin visible during monitoring

WhiteSensor 4841P



WhiteSensor 7841P



24 months shelf life

Reference number	Pcs/liner	Pcs/pouch	Pcs/box*	Pcs/case
4841P	3	60	600	7200
7841P	3	60	600	7200
7841P/3	3	3	600	3600
7841P/5	5	5	750	4500

WhiteSensor 4841P



Size: 42 x 42 mm

WhiteSensor 7841P



Size: 42 x 42 mm

FEATURES AND BENEFITS:

- Conductive solid gel
- Flexible foam backing

WhiteSensor 4200



WhiteSensor 4200



Size: 28 x 44 mm

30 months shelf life

Reference number	Pcs/liner	Pcs/pouch	Pcs/box*	Pcs/case
4200	5	100	1200	9600

FEATURES AND BENEFITS:

- Conductive solid gel
- Strong high-tech adhesive foam
- Flexible foam backing
- WS/RT is radiolucent and MR Conditional

WhiteSensor WS



WhiteSensor WS/RT



WhiteSensor WS



Size: 36 x 40 mm

WhiteSensor WS/RT



Size: 36 x 40 mm

NEONATAL MONITORING



24 months shelf life

Reference number	Pcs/liner	Pcs/pouch	Pcs/box*	Pcs/case
WS-00-S/RT/50	1	50	600	7200
WS-00-S/RT/3	3	3	600	3600
WS-00-S/RT/5	5	5	1000	6000
WS-00-S/50	1	50	600	7200
WS-00-S/L5/50	5	50	600	7200
WS-00-S/3	3	3	600	3600
WS-00-S/4	4	4	600	3600
WS-00-S/5	5	5	600	3600
WS-00-S/10	5	10	600	3600
WS-00-S/30	1	30	600	7200

WS-00-S ■ Product ■ Wire length ■ Connector

BENEFITS:


- Stable trace quality
- Suitable adhesion
- Skin friendly

The correct placement of electrodes is typically determined by the hospital/physician and/or local protocol/procedures. Images in this catalogue are not meant as placement guidance.


FEATURES AND BENEFITS:

- Extra small size is designed for premature neonatal care
- Four-leaf clover shape conforms to skin surface and supports gentle removal
- Silicone adhesive is suitable for sensitive skin
- Transparent material allows to see the skin
- Excellent adhesion in high humidity environments
- Radiolucency allows the electrode to remain on the patient during X-ray procedures
- Prewired with 1,5 mm connector

BlueSensor NEOX



BlueSensor NEOX



Size: 25 x 20 mm

24 months shelf life

Reference number	Pcs/liner	Pcs/pouch	Pcs/box*	Pcs/case
NEOX-60-K/EU/3	3	3	120	960
NEOX-60-K/US/3	3	3	120	960

NEOX-60-K ■ Product ■ Wire length ■ Connector

FEATURES AND BENEFITS:

- Skin-friendly solid gel supports the quality of the signal
- Soft cloth backing material allows the skin to breathe
- Extra small sizes fits neonatal
- Radiolucency allows the electrode to remain on the patient during X-ray procedures
- Prewired with 1,5 mm or 4 mm connector

BlueSensor BR, BRS



BlueSensor BR



Size: 28 x 20 mm

BlueSensor BRS



Size: 16 x 19 mm

18 months shelf life

Reference number	Pcs/liner	Pcs/pouch	Pcs/box*	Pcs/case
BR-50-K/US/3	3	3	600	1200
BR-50-A/12	3	12	600	1200
BR-50-K/12	3	12	600	1200
BR-50-K/EU/12	3	12	600	1200
BR-80-A/12	3	12	600	1200
BR-80-K/12	3	12	600	1200
BR-100-F/C4/4	4	4	600	1200
BR-100-F/C6/6	6	6	600	1200
BR-100-K/C3/3	3	3	600	1200
BR-100-K/C4/4	4	4	600	1200
BR-100-K/C6/6	6	6	600	1200
BR-100-K/12	3	12	600	1200
BR-170-K/C4/4	4	4	600	1200
BR-170-K/C6/6	6	6	600	1200

BR-50-K ■ Product ■ Wire length ■ Connector

Reference number	Pcs/liner	Pcs/pouch	Pcs/box*	Pcs/case
BRS-50-A/12	3	12	600	1200
BRS-50-K/12	3	12	600	1200
BRS-50-K/C3/3	3	3	600	1200
BRS-50-K/EU/12	3	12	600	1200
BRS-50-K/EU/3	3	3	600	1200
BRS-50-K/US/3	3	3	600	1200


BRS-50-A ■ Product ■ Wire length ■ Connector

Some configurations may not be available worldwide

FEATURES AND BENEFITS:

- Skin-friendly solid gel supports the quality of the signal
- Offset connector mitigates the impact on signal quality from external forces like pulling of lead wires and pressure on electrodes
- Offset connector allows the user to connect and disconnect the lead wire without applying pressure to the patient or the sensor area, which reduces the risk of gel spreading and adhesive detachment from skin
- Ag/AgCl sensor ensures stable signal quality
- Available with various connectors and colour coded lead wires

BlueSensor NF



BlueSensor NF



Size: 30 x 22 mm (prewired)

BlueSensor NF-00-S



Size 44.3 x 22 mm (non-wired)


FEATURES AND BENEFITS:

- Skin-friendly solid gel ensures gentle contact
- Breathable soft cloth backing allows skin ventilation
- Small size is suitable for neonatal patients
- Radiolucency allows the electrode to remain on the patient during X-ray procedures
- 40554 is prewired with 1,5 mm connector
- 40556 is prewired with 4 mm connector
- Lead wire length is 60 cm

WhiteSensor 40554, 40556



WhiteSensor 40554



Size: 22 x 22 mm

WhiteSensor 40556



Size: 22 x 22 mm

24 months shelf life

Reference number	Pcs/liner	Pcs/pouch	Pcs/box*	Pcs/case
40554	3	3	300	3000
40556	3	3	300	3000

24 months shelf life

Reference number	Pcs/liner	Pcs/pouch	Pcs/box*	Pcs/case
NF-00-F/12	3	12	600	1200
NF-00-S/12	3	12	1200	2400
NF-10-A/12	3	12	600	1200
NF-10-F/12	3	12	600	1200
NF-10-SC/12	3	12	600	1200
NF-50-A/12	3	12	600	1200
NF-50-F/12	3	12	600	1200
NF-50-J/3	3	3	600	1200
NF-50-J/W/12	3	12	600	1200
NF-50-K/12/EU	3	12	600	1200
NF-50-K/3/EU	3	3	600	1200
NF-50-K/3/US	3	3	600	1200
NF-50-K/W/12	3	12	600	1200
NF-50-K/W/30	3	30	600	1200
NF-60-K/W/HC/30	3	30	600	1200

NF-00-F ■ Product ■ Wire length ■ Connector

Some configurations may not be available worldwide

PAEDIATRIC MONITORING



FEATURES AND BENEFITS:

- Conductive wet gel lowers skin impedance effectively and immediately
- Wet gel optimizes contact between skin and electrode
- Adhesive is suitable for short-term application
- Adhesive is gentle to the skin
- Offset connector mitigates the impact on signal quality from external forces like pulling of lead wires and pressure on electrodes
- Offset connector allows the user to connect and disconnect the lead wire without applying pressure to the patient or the sensor area, which reduces the risk of gel spreading and adhesive detachment from skin
- Ag/AgCl sensor ensures stable signal quality

BlueSensor P, N



BlueSensor P



Size 40 x 34 mm

BlueSensor N



Size: 30 x 22 mm (prewired)

BlueSensor N-00-S



Size: 44 x 22 mm (non-wired)

12 months shelf life: BlueSensor N (prewired)

15 months shelf life: BlueSensor P

24 months shelf life: BlueSensor N (non-wired)

Reference number	Pcs/liner	Pcs/pouch	Pcs/box*	Pcs/case
P-00-S/10	1	10	1000	2000
P-00-S/12	1	12	960	1920
P-00-A/50	1	50	1000	2000
P-00-F/50	1	50	1000	2000
P-00-S/50	1	50	1000	2000

P-00-S ■ Product ■ Wire length ■ Connector

Reference number	Pcs/liner	Pcs/pouch	Pcs/box*	Pcs/case
N-00-A/25	1	25	1000	2000
N-00-F/25	1	25	1000	2000
N-00-S/25	1	25	1000	2000
N-10-A/25	1	25	1000	2000
N-10-F/25	1	25	1000	2000
N-50-A/25	1	25	500	1000
N-50-F/25	1	25	500	1000
N-50-K/25	1	25	500	1000

N-00-A ■ Product ■ Wire length ■ Connector

BENEFITS:

- Stable trace quality
- Suitable adhesion

The correct placement of electrodes is typically determined by the hospital/physician and/or local protocol/procedures. Images in this catalogue are not meant as placement guidance.

Some configurations may not be available worldwide

*Minimum Order Quantity - Orders can only be placed in whole box quantities.

FEATURES AND BENEFITS:

- Skin-friendly solid gel supports the quality of the signal
- Soft cloth backing allows skin to breathe
- Small size is ideal for paediatric patients
- Radiolucent and MR Conditional

WhiteSensor 40713



WhiteSensor 40713



Size: 19 x 38 mm

FEATURES AND BENEFITS:

- Ergonomic leaf shape
- Flexible foam backing
- Can be used on both children and adults

WhiteSensor 4841Q



WhiteSensor 4831Q



Size: 37 x 37 mm

24 months shelf life

Reference number	Pcs/liner	Pcs/pouch	Pcs/box*	Pcs/case
40713	3	3	300	3000

24 months shelf life

Reference number	Pcs/liner	Pcs/pouch	Pcs/box*	Pcs/case
4831Q	3	60	600	7200

FEATURES AND BENEFITS:

- Highly conductive solid gel and strong adhesion ensure a stable and secure tracing
- Comfortable and flexible foam backing
- Skin friendly throughout the duration of use <48 h
- Small-sized WSP25 electrode is for pediatric use and small/medium-sized WSP30 electrode is both for children and adults

WhiteSensor WSP25, WSP30




WhiteSensor WSP25



Size: 32 x 25 mm

WhiteSensor WSP30



Size: 35 x 30 mm

24 months shelf life

Reference number	Pcs/liner	Pcs/pouch	Pcs/box*	Pcs/case
WSP25-00-S/50	5	50	600	7200
WSP30-00-S/50	5	50	600	7200
WSP30-00-S/3	3	3	600	3600
WSP30-00-S/5	5	5	1000	6000

WSP25-00-S ■ Product ■ Wire length ■ Connector

*Minimum Order Quantity - Orders can only be placed in whole box quantities.

*Minimum Order Quantity - Orders can only be placed in whole box quantities.

ACCESSORY

FEATURES AND BENEFITS:

- Fixes electrode leadwires on patients during Holter and Stress test
- Reduces movement artefacts on the ECG
- Minimizes the risk of electrodes falling off
- MR Safe
- Adhesive size: Ø55 mm
- Latex free
- Biocompatible

The correct placement of electrodes is typically determined by the hospital/physician and/or local protocol/procedures. Images in this catalogue are not meant as placement guidance.



SKIN FIX



Reference number	Pcs/pouch	Pcs/box*	Pcs/case
2703/50	50	500	3000

FEATURES AND BENEFITS:

- Allows skin preparation before electrode placement
- Abrasive to reduce skin impedance
- Adhesive on one side, to use with one finger
- Small size fits finger tip

SKIN PREP



Ref: 2121M

Reference number	Pcs/pouch*	Pcs/box	Pcs/case
2121M	500	1500	15000

FEATURES AND BENEFITS:

- Connects 3 mm pin cables to tab electrodes
- Ensures secure connection
- Easy to use

SNAP CLIP



Ref: 0334M

Reference number	Pcs/pouch*	Pcs/box	Pcs/case
0334M	10	N/A	1000

FEATURES AND BENEFITS:

- Connects 4 mm banana pin to snap or tab electrodes
- Ensures secure connection
- Allows quick and easy one-hand application

MULTI CLIP



Ref: 2952/10

Reference number	Pcs/pouch*	Pcs/box	Pcs/case
2952/10	10	N/A	N/A

WE ACKNOWLEDGE OUR ENVIRONMENTAL RESPONSIBILITY

JOIN THE CIRCLE WITH AMBU

Along with our customers, we have embarked on a sustainability journey, which is dynamic and ongoing. We aim to apply the principles of the circular economy to how we design, manufacture and dispose of our medical device solutions. This enables us to continuously seek new ways to minimise waste and recycle and reuse materials.

OVERALL TARGETS



95% of new products released after 2025 to be **PVC-free**



Primary packaging for **high-volume products** made from bioplastics



Recycling offering in **all major markets**

FOCUS AREAS WITHIN PRODUCT AND DESIGN



HEALTHY SUBSTANCES

Refuse harmful substances when choosing materials, to avoid exposure of people and the environment to substances of concern and to enable safe recycling.



CIRCULAR PACKAGING AND LOGISTICS

Rethink packaging and the way we ship our products by designing recyclable packaging and using renewable or recycled packaging materials.



MATERIALS INNOVATION

Rethink the way we enable circulation of low-carbon-footprint materials (bioplastics and chemically recycled content) in our products.



MANUFACTURING CASCADES

Reduce and recirculate materials, energy and water from side streams of our processes to make more from less through cascaded use.



CIRCULAR PRODUCTS DESIGN

Redefine the product structure to enable recycling by design and strive to keep materials at the highest possible value.



SYSTEM INNOVATION

Reconfigure health and waste system through pilots and partnerships to achieve actual take-back and recycling in key regional markets.



As a signatory to the UN Global Compact, Ambu supports its ten principles for human rights, labour rights, the environment and anti-corruption, and we contribute to the UN Sustainable Development Goals (SDGs).

Our main contributions in the area of environment relate to the following four SDGs:



Ambu medical devices inherently contribute to good health and well-being. With this in mind, we continually evaluate the substances used to improve product performance and consider if and how they affect human health and the environment. The completion of the phasing out of harmful phthalates in our products produced since 2019/20 is an example of our long-term efforts in this area.



We contribute to responsible consumption and production by monitoring and reducing our energy and water consumption, minimising waste and focusing on sustainable procurement.



Through our energy efficiency activities and our engagement with the Science Based Targets initiative, we will increase our use of renewable electricity and thereby combat climate change and support affordable and clean energy.





A HISTORY OF BREAKTHROUGH IDEAS

Ambu has been bringing the solutions of the future to life since 1937. Today, millions of patients and healthcare professionals worldwide depend on the efficiency, safety and performance of our single-use endoscopy, anaesthesia, and patient monitoring solutions.

The manifestations of our efforts have ranged from early innovations like the Ambu® Bag™ resuscitator and the Ambu® BlueSensor™ electrodes to our newest landmark solutions like the Ambu® aScope™ - the world's first single-use flexible endoscope. Moreover, we continuously look to the future with a commitment to deliver innovative quality products that have a positive impact on your work.

Headquartered near Copenhagen in Denmark, Ambu employs approximately 4,300 people in Europe, North America and the Asia Pacific.

Rethinking medical solutions; respecting the environment

At Ambu, we aim to create solutions that not only improve healthcare for professionals and their patients, but also have the lowest environmental footprint possible.

We continuously invest in the research and development of technologies and materials that lower the environmental footprint of our products, and by extension, your hospital's environmental impact.

For more information, please visit [ambu.com/cardiology](https://www.ambu.com/cardiology)

Ambu

Ambu A/S
Baltorpbakken 13
DK - 2750 Ballerup
Denmark
Tlf.: +45 7225 2000
[ambu.com](https://www.ambu.com)

PUB-001337 - 2024/05 - V04 - Ambu A/S
Technical data may be modified without further notice.